



PACBRAKE APPLICATION GUIDE

ALPHA™ AIR SUSPENSION KITS

NEW!
ALPHA PRO 5™ [-S KITS]
WITH STAINLESS STEEL PARTS!

UPDATED: December 1, 2025

YEAR	MAKE/MODEL	KIT #	INSTALL MANUAL	CLOCK	FRAME MOUNT	WRENCH	SPACER	SPACER
------	------------	-------	----------------	-------	-------------	--------	--------	--------

CHEVROLET/GMC

Chevrolet/GMC SUVs

1969-1991	JIMMY / BLAZER (4WD) <small>RATED UP TO 2000LBS</small>	HP10033 *	L6030	2½	Outside	Yes	SS	HP10001
1973-1991	JIMMY / BLAZER (2WD) <small>RATED UP TO 2000LBS</small>	HP10033 *	L6030	2½	Outside	Yes	SS	HP10001

Chevrolet/GMC Pickup Trucks

2015-2022	COLORADO / CANYON (2WD/4WD) <small>RATED UP TO 2000LBS</small>	HP10614	L6618	2	Inside	No	SS	HP10199
2023-2026	COLORADO / CANYON (2WD/4WD) <small>RATED UP TO 2000LBS</small> <small>Will not fit Denali trimmed Canyons.</small>	HP10607	L6615	2	Inside	No	SS	HP10199

Chevrolet Silverado/GMC Sierra 1500/1500HD

1973-1987	C10 (2WD) <small>Will fit vehicles with a Reese 5th wheel rail kit (models 30033, 30035 & 30729).</small>	HP10019	L5685	3	Outside	Yes	DC	HP10000
		HP10019-J					DCJ	HP10000J
		HP10019-J-S	L5685 + L6623	3½				
1973-1987	C10 (2WD) <small>RATED UP TO 2000LBS</small>	HP10033 *	L6030	2½	Outside	Yes	SS	HP10001
1973-1987	K10 (4WD) <small>Will fit vehicles with a Reese 5th wheel rail kit (models 30033, 30035 & 30729).</small>	HP10019	L5685	3	Outside	Yes	DC	HP10000
		HP10019-J					DCJ	HP10000J
		HP10019-J-S	L5685 + L6623	3½				
1973-1987	K10 (4WD) <small>RATED UP TO 2000LBS</small>	HP10033 *	L6030	2½	Outside	Yes	SS	HP10001
1988-1998	K1500 / C1500 (2WD/4WD) <small>Will only fit 'C' channel frames. Will only fit vehicles with a Frame to Axle Pad distance of 7.25" or more.</small>	HP10088	L5932	3	Inside	Yes	DC	HP10000
		HP10088-J					DCJ	HP10000J
		HP10088-J-S	L5932 + L6623	3½				
1988-1998	K1500 / C1500 (2WD/4WD) <small>Will only fit 'C' channel frames. Will only fit vehicles with a Frame to Axle Pad distance of 7.25" or less.</small>	HP10120	L5932	3	Inside	Yes	SC	HP10083
		HP10120-J					SCJ	HP10083J
		HP10120-J-S	L5932 + L6623	3½				
1999-2007	SILVERADO / SIERRA 1500 (2WD/4WD) <small>RATED UP TO 2000LBS</small>	HP10033 *	L6030	2½	Outside	Yes	SS	HP10001
2001-2005	SILVERADO 1500HD (2WD/4WD) <small>RATED UP TO 2000LBS</small>	HP10033 *	L6030	2½	Outside	Yes	SS	HP10001
2001-2006	SILVERADO / SIERRA 1500HD (2WD/4WD) <small>HEAVY LOADS</small> <small>Will only fit hydro formed frames.</small>	HP10072	L5863	2½	Inside	No	DC	HP10000
		HP10072-J					DCJ	HP10000J
		HP10072-J-S	L5863 + L6623	3				
2001-2008	SIERRA 1500HD (2WD/4WD) <small>RATED UP TO 2000LBS</small>	HP10033 *	L6030	2½	Outside	Yes	SS	HP10001
2007-2018	SILVERADO / SIERRA 1500HD (2WD/4WD) <small>RATED UP TO 2000LBS</small> <small>FOR SHORT (69.3") AND MEDIUM (78.7") TRUCK BED LENGTHS</small> <small>Will not fit vehicle's equipped with MagneRide, or 97.6" truck bed lengths</small>	HP10144	L6035	2	Outside	No	SS	HP10001
		HP10216	L6360	3			DC	HP10000
		HP10216-J					DCJ	HP10000J
2007-2018	SILVERADO / SIERRA 1500HD (2WD/4WD) <small>FOR SHORT (69.3") AND MEDIUM (78.7") TRUCK BED LENGTHS</small> <small>Will not fit vehicle's equipped with MagneRide, or 97.6" truck bed lengths</small>	HP10216-J-S	L6360 + L6623	3½				
2019	SIERRA LIMITED / SILVERADO LD 1500 (2WD/4WD) <small>FOR SHORT (69.3") AND MEDIUM (78.7") TRUCK BED LENGTHS</small> <small>Will not fit vehicle's equipped with MagneRide, or 97.6" truck bed lengths</small>	HP10216	L6360	3	Inside	No ♦	DC	HP10000
		HP10216-J					DCJ	HP10000J
		HP10216-J-S	L6360 + L6623	3½				
2019-2026	SILVERADO / SIERRA 1500HD (2WD/4WD) <small>FOR ALL TRUCK BED LENGTHS</small> <small>Will fit vehicles equipped with 5th wheel brackets along frame. Will not fit models equipped with MagneRide or Adaptive Ride Control.</small> <small>⚠ An additional 2" spacer (HP10152) is required on vehicles where the distance from the bottom of frame to the top of the strike plate is greater than 7.5"</small>	HP10340	L6453	2	Inside	No ♦	DC	HP10000
		HP10340-J					DCJ	HP10000J
		HP10340-J-S	L6453 + L6623	2½				

PLEASE NOTE: Kits are designed to fit stock vehicles. We recommend checking fitment notes for all vehicles to ensure a correct installation.

⚠ Rated up to 5000lbs unless otherwise stated.

* HP10033 kits require 6" between tire & frame

♦ See Manual or call 800.663.0096

♦ Drilling may be required on trucks with an aftermarket 5th wheel hitch

⚠ 7500lbs (XD) Kits are not compatible with Pacbrake's 2" / 4" / 6" Air Spring Spacers



PACBRAKE

USA

1670 Grant Ave, Blaine, WA 98230

800.663.0096 / pacbrake.com



CANADA

26688 56 Ave, Langley, BC V4W 3X5

EMAIL info@pacbrake.com

FAX 604.882.2330

REV169_12.01.2025



PACBRAKE APPLICATION GUIDE

ALPHA™ AIR SUSPENSION KITS

NEW!
ALPHA PRO S™ [-S KITS]
WITH STAINLESS STEEL PARTS!

UPDATED: December 1, 2025

YEAR	MAKE/MODEL	KIT #	INSTALL MANUAL	CLOCK	FRAME MOUNT	WRENCH	SPACER	SPACER
CHEVROLET/GMC								
Chevrolet Silverado/GMC Sierra 2500/2500HD								
1973-1987	C20 (2WD) <i>Will fit vehicles with a Reese 5th wheel rail kit (models 30033, 30035 & 30729).</i>	HP10019		L5685	3	Outside	Yes	DC HP10000
		HP10019-J						DCJ HP10000J
		HP10019-J-S		L5685 + L6623	3½			
1973-1987	C20 (2WD) RATED UP TO 2000lbs	HP10033 *		L6030	2½	Outside	Yes	SS HP10001
1973-1987	K20 (4WD) <i>Will fit vehicles with a Reese 5th wheel rail kit (models 30033, 30035 & 30729).</i>	HP10019		L5685	3	Outside	Yes	DC HP10000
		HP10019-J						DCJ HP10000J
		HP10019-J-S		L5685 + L6623	3½			
1988-1998	SILVERADO/SIERRA C2500/K2500 (2WD/4WD) <i>Will only fit 'C' channel frames. Will only fit vehicles with a Frame to Axle Pad distance of 7.25" or more.</i>	HP10088		L5932	3	Inside	Yes	DC HP10000
		HP10088-J						DCJ HP10000J
		HP10088-J-S		L5932 + L6623	3½			
1988-1998	SILVERADO/SIERRA C2500/K2500 (2WD/4WD) <i>Will only fit 'C' channel frames. Will only fit vehicles with a Frame to Axle Pad distance of 7.25" or less.</i>	HP10120		L5932	3	Inside	Yes	SC HP10083
		HP10120-J						SCJ HP10083J
		HP10120-J-S		L5932 + L6623	3½			
1999-2000	SILVERADO/SIERRA 2500 (2WD/4WD) DRUM BRAKES ONLY <i>Will only fit 'C' channel frames. Will only fit vehicles with a Frame to Axle Pad distance of 7.25" or more.</i>	HP10088		L5932	3	Inside	Yes	DC HP10000
		HP10088-J						DCJ HP10000J
		HP10088-J-S		L5932 + L6623	3½			
1999-2000	SILVERADO/SIERRA 2500 (2WD/4WD) DRUM BRAKES ONLY <i>Will only fit 'C' channel frames. Will only fit vehicles with a Frame to Axle Pad distance of 7.25" or less.</i>	HP10120		L5932	3	Inside	Yes	SC HP10083
		HP10120-J						SCJ HP10083J
		HP10120-J-S		L5932 + L6623	3½			
2001-2010	SILVERADO/SIERRA 2500HD (2WD/4WD) <i>Will fit all trucks, including those with 5th wheel hitches. Will not fit Chassis Cab models.</i>	HP10005		L5683	2	Inside	No	DC HP10000
		HP10005-J						DCJ HP10000J
		HP10005-J-S		L5683 + L6623	2½			
2011-2019	SILVERADO/SIERRA 2500HD (2WD/4WD) <i>Will fit all trucks, including those with 5th wheel hitches. Will not fit models equipped with MagneRide.</i>	HP10171		L6518	2½	Inside	No ♦	DC HP10000
		HP10171-J						DCJ HP10000J
		HP10171-J-S		L6135 + L6623	3			
2011-2019	SILVERADO/SIERRA 2500HD (2WD/4WD) RATED UP TO 7500lbs <i>Will fit all trucks, including those with 5th wheel hitches. Will not fit models equipped with MagneRide.</i>	HP10171-X		L6518	2½	Inside	No ♦	XD HP10438
		HP10171-X-J						XDJ HP10438J
		HP10171-X-J-S		L6518 + L6623	3			
2020-2026	SILVERADO/SIERRA 2500HD (2WD/4WD) SRW & DRW VEHICLES <i>Will fit all trucks, including those with 5th wheel hitches, except those equipped with Curt 5th wheel packages. Will not fit Chassis Cab models. ⓘ An additional 2" spacer (HP10152) is required on vehicles where the distance from the bottom of the jounce cup to the top of the strike plate is greater than 7.5"</i>	HP10585		L6575	2½	Inside	No	DC HP10000
		HP10585-J						DCJ HP10000J
		HP10585-J-S		L6575 + L6623	3			
2020-2026	SILVERADO/SIERRA 2500HD (2WD/4WD) SRW & DRW VEHICLES <i>Will fit all trucks, including those with 5th wheel hitches, except those equipped with Curt 5th wheel packages. Will not fit Chassis Cab models. Will not fit on vehicles where the distance from the bottom of the jounce cup to the top of the strike plate is greater than 7.5" RATED UP TO 7500lbs</i>	HP10585-X		L6575	2½	Inside	No	XD HP10438
		HP10585-X-J						XDJ HP10438J
		HP10585-X-J-S		L6575 + L6623	3			

#	AIR SPRING STYLE	S	REPLACEMENT SPRING PART #	CLOCK	SUGGESTED INSTALL TIME (HOURS)	WRENCH	VEHICLE MODIFICATION REQUIRED
IC	In-Coil Style – 2000 lbs	SC	Heavy Duty (HD) Single Convolved – 5000 lbs	DC	Heavy Duty (HD) Double Convolved – 5000 lbs	XD	Xtreme Duty (XD) Double Convolved – 7500 lbs
SS	Standard Duty (SD) Sleeve Style – 2000 lbs	SCJ	HD Single Convolved w/ Jounce – 5000 lbs	DCJ	HD Double Convolved w/ Jounce – 5000 lbs	XDJ	XD Double Convolved w/ Jounce – 7500 lbs
AIR SUSPENSION KIT # LEGEND:		-X	Air Spring Kits with 7500 lbs Springs	-J	Air Springs Kits with Jounce Bumpers	-S	Air Spring Kits w/ Stainless Steel Upgrade Hardware
PLEASE NOTE: Kits are designed to fit stock vehicles. We recommend checking fitment notes for all vehicles to ensure a correct installation.							ⓘ Rated up to 5000 lbs unless otherwise stated.
*	HP10033 kits require 6" between tire & frame	♦	See Manual or call 800.663.0096	♦	Drilling may be required on trucks with an aftermarket 5th wheel hitch		ⓘ 7500lbs (XD) Kits are not compatible with Pacbrake's 2" / 4" / 6" Air Spring Spacers



PACBRAKE

USA
CANADA

1670 Grant Ave, Blaine, WA 98230 • 800.663.0096 / pacbrake.com
26688 56 Ave, Langley, BC V4W 3X5 • EMAIL info@pacbrake.com • FAX 604.882.2330

REV169_12.01.2025



PACBRAKE APPLICATION GUIDE

ALPHA™ AIR SUSPENSION KITS

NEW!
ALPHA PRO S™ [-S KITS]
WITH STAINLESS STEEL PARTS!

UPDATED: December 1, 2025

YEAR	MAKE/MODEL	KIT #	INSTALL MANUAL	CLOCK	FRAME MOUNT	WRENCH	SPACER	SPACER
CHEVROLET/GMC								
Chevrolet Silverado/GMC Sierra 3500/3500HD								
1973-1987	C30 (2WD) <i>Will fit vehicles with a Reese 5th wheel rail kit (models 30033, 30035 & 30729).</i>	HP10019	L5685	3	Outside	Yes	DC	HP10000
		HP10019-J					DCJ	HP10000J
		HP10019-J-S	L5685 + L6623	3½				
1973-1987	C30 (2WD) <small>RATED UP TO 2000lbs</small>	HP10033 *	L6030	2½	Outside	Yes	SS	HP10001
1973-1987	K30 (4WD) <i>Will fit vehicles with a Reese 5th wheel rail kit (models 30033, 30035 & 30729).</i>	HP10019	L5685	3	Outside	Yes	DC	HP10000
		HP10019-J					DCJ	HP10000J
		HP10019-J-S	L5685 + L6623	3½				
1988-2000	SILVERADO/SIERRA C3500/K3500 (2WD/4WD) <i>Will only fit 'C' channel frames. Will only fit vehicles with a Frame to Axle Pad distance of 7.25" or more.</i>	HP10088	L5932	3	Inside	Yes	DC	HP10000
		HP10088-J					DCJ	HP10000J
		HP10088-J-S	L5932 + L6623	3½				
1988-2000	SILVERADO/SIERRA C3500/K3500 (2WD/4WD) <i>Will only fit 'C' channel frames. Will only fit vehicles with a Frame to Axle Pad distance of 7.25" or less.</i>	HP10120	L5932	3	Inside	Yes	SC	HP10083
		HP10120-J					SCJ	HP10083J
		HP10120-J-S	L5932 + L6623	3½				
2001-2010	SILVERADO/SIERRA 3500HD (2WD/4WD) <i>Will fit all trucks, including those with 5th wheel hitches. Will not fit Chassis Cab models.</i>	HP10005	L5683	2	Inside	No	DC	HP10000
		HP10005-J					DCJ	HP10000
		HP10005-J-S	L5683 + L6623	2½				
2001-2010	SILVERADO/SIERRA 3500HD (2WD/4WD) <i>Will fit all trucks, including those with 5th wheel hitches. Will not fit Chassis Cab models. RATED UP TO 7500lbs</i>	HP10005-X	L6519	2	Inside	No	XD	HP10438
		HP10005-X-J					XDJ	HP10438J
		HP10005-X-J-S	L6519 + L6623	2½				
2011-2019	SILVERADO/SIERRA 3500HD (2WD/4WD) <i>Will fit all trucks, including those with 5th wheel hitches. Will not fit models equipped with MagneRide.</i>	HP10171	L6518	2½	Inside	No ♦	DC	HP10000
		HP10171-J					DCJ	HP10000J
		HP10171-J-S	L6135 + L6623	3				
2011-2019	SILVERADO/SIERRA 3500HD (2WD/4WD) <small>RATED UP TO 7500lbs</small> <i>Will fit all trucks, including those with 5th wheel hitches. Will not fit models equipped with MagneRide.</i>	HP10171-X	L6518	2½	Inside	No ♦	XD	HP10438
		HP10171-X-J					XDJ	HP10438J
		HP10171-X-J-S	L6518 + L6623	3				
2020-2026	SILVERADO/SIERRA 3500HD (2WD/4WD) <small>SRW & DRW VEHICLES</small> <i>Will fit all trucks, including those with 5th wheel hitches, except those equipped with Curt 5th wheel packages or OEM 5th wheel prep packages. Will not fit Chassis Cab models. ⓘ An additional 2" spacer (HP10152) is required on vehicles where the distance from the bottom of the jounce cup to the top of the strike plate is greater than 7.5"</i>	HP10585	L6575	2½	Inside	No	DC	HP10000
		HP10585-J					DCJ	HP10000J
		HP10585-J-S	L6575 + L6623	3				
2020-2026	SILVERADO/SIERRA 3500HD (2WD/4WD) <small>SRW & DRW VEHICLES</small> <i>Will fit all trucks, including those with 5th wheel hitches, except those equipped with Curt 5th wheel packages. Will not fit Chassis Cab models. Will not fit on vehicles where the distance from the bottom of the jounce cup to the top of the strike plate is greater than 7.5" RATED UP TO 7500lbs</i>	HP10585-X	L6575	2½	Inside	No	XD	HP10438
		HP10585-X-J					XDJ	HP10438J
		HP10585-X-J-S	L6575 + L6623	3				

#	AIR SPRING STYLE	S	REPLACEMENT SPRING PART #	CLOCK	SUGGESTED INSTALL TIME (HOURS)	WRENCH	VEHICLE MODIFICATION REQUIRED
IC	In-Coil Style – 2000 lbs	SC	Heavy Duty (HD) Single Convolute – 5000 lbs	DC	Heavy Duty (HD) Double Convolute – 5000 lbs	XD	Xtreme Duty (XD) Double Convolute – 7500 lbs
SS	Standard Duty (SD) Sleeve Style – 2000 lbs	SCJ	HD Single Convolute w/ Jounce – 5000 lbs	DCJ	HD Double Convolute w/ Jounce – 5000 lbs	XDJ	XD Double Convolute w/ Jounce – 7500 lbs
AIR SUSPENSION KIT # LEGEND:		-X	Air Spring Kits with 7500 lbs Springs	-J	Air Springs Kits with Jounce Bumpers	-S	Air Spring Kits w/ Stainless Steel Upgrade Hardware
PLEASE NOTE: Kits are designed to fit stock vehicles. We recommend checking fitment notes for all vehicles to ensure a correct installation.							ⓘ Rated up to 5000 lbs unless otherwise stated.
*	HP10033 kits require 6" between tire & frame	♦	See Manual or call 800.663.0096	♦	Drilling may be required on trucks with an aftermarket 5th wheel hitch		ⓘ 7500lbs (XD) Kits are not compatible with Pacbrake's 2" / 4" / 6" Air Spring Spacers



PACBRAKE

USA

1670 Grant Ave, Blaine, WA 98230

800.663.0096 / pacbrake.com



CANADA

26688 56 Ave, Langley, BC V4W 3X5

EMAIL info@pacbrake.com

FAX 604.882.2330

REV169_12.01.2025



PACBRAKE APPLICATION GUIDE

ALPHA™ AIR SUSPENSION KITS

NEW!
ALPHA PRO S™ [-S KITS]
WITH STAINLESS STEEL PARTS!

UPDATED: December 1, 2025

YEAR	MAKE/MODEL	KIT #	INSTALL MANUAL		FRAME MOUNT			
------	------------	-------	----------------	--	-------------	--	--	--

CHEVROLET/GMC

Chevrolet/GMC Motorhomes (Class C Vans) & Commercial Vehicles

2013-2015	CLASS C MOTORHOME G3500 (2WD) DRW VEHICLES <i>Will not fit SRW vehicles</i>	HP10227	L6386	2	Inside	No	SC	HP10083
		HP10227-J					SCJ	HP10083J
		HP10227-J-S	L6386 + L6623	2½				
2013-2015	CLASS C MOTORHOME G4500 (2WD) DRW VEHICLES <i>Will not fit SRW vehicles</i>	HP10227	L6386	2	Inside	No	SC	HP10083
		HP10227-J					SCJ	HP10083J
		HP10227-J-S	L6386 + L6623	2½				
2019-2025	SILVERADO 4500HD / 5500HD / 6500HD Chassis Cab (2WD/4WD) <i>Will not fit models with factory air suspension</i> ❗ <i>Will not fit 2WD models with suspension option codes GR4 or FU7</i> RATED UP TO 7500lbs	HP10373-X	L6517	2½	Inside	Yes	XD	HP10438
		HP10373-X-J					XDJ	HP10438J
		HP10373-X-J-S	L6517 + L6623	3				
2019-2025	INTERNATIONAL CV CLASS 4/5 TRUCKS <i>Will not fit models with factory air suspension (IROS suspension system)</i> ❗ <i>Will not fit 2WD models with suspension option codes 14SCG or 14SAE</i> RATED UP TO 7500lbs	HP10373-X	L6517	2½	Inside	Yes	XD	HP10438
		HP10373-X-J					XDJ	HP10438J
		HP10373-X-J-S	L6517 + L6623	3				

#	AIR SPRING STYLE	S	REPLACEMENT SPRING PART #	⌚	SUGGESTED INSTALL TIME (HOURS)	🔧	VEHICLE MODIFICATION REQUIRED
IC	In-Coil Style – 2000 lbs	SC	Heavy Duty (HD) Single Convolute – 5000 lbs	DC	Heavy Duty (HD) Double Convolute – 5000 lbs	XD	Xtreme Duty (XD) Double Convolute – 7500 lbs
SS	Standard Duty (SD) Sleeve Style – 2000 lbs	SCJ	HD Single Convolute w/ Jounce – 5000 lbs	DCJ	HD Double Convolute w/ Jounce – 5000 lbs	XDJ	XD Double Convolute w/ Jounce – 7500 lbs
AIR SUSPENSION KIT # LEGEND:		-X	Air Spring Kits with 7500 lbs Springs	-J	Air Springs Kits with Jounce Bumpers	-S	Air Spring Kits w/ Stainless Steel Upgrade Hardware
PLEASE NOTE: Kits are designed to fit stock vehicles. We recommend checking fitment notes for all vehicles to ensure a correct installation.							❗ Rated up to 5000 lbs unless otherwise stated.
*	HP10033 kits require 6" between tire & frame	◆	See Manual or call 800.663.0096	◆	Drilling may be required on trucks with an aftermarket 5" wheel hitch	❗ 7500lbs (XD) Kits are not compatible with Pacbrake's 2" / 4" / 6" Air Spring Spacers	



PACBRAKE

USA

1670 Grant Ave, Blaine, WA 98230

800.663.0096 / pacbrake.com



CANADA

26688 56 Ave, Langley, BC V4W 3X5

EMAIL info@pacbrake.com

FAX 604.882.2330

REV169_12.01.2025



PACBRAKE APPLICATION GUIDE

ALPHA™ AIR SUSPENSION KITS

NEW!
ALPHA PRO S™ [-S KITS]
WITH STAINLESS STEEL PARTS!

UPDATED: December 1, 2025

YEAR	MAKE/MODEL	KIT #	INSTALL MANUAL	CLOCK	FRAME MOUNT	WRENCH	SPRING	SHOCK
------	------------	-------	----------------	-------	-------------	--------	--------	-------

DODGE/RAM

Dodge SUVs

1974-1993	RAM CHARGER (2WD/4WD) <small>RATED UP TO 2000LBS</small>	HP10033 *	L6030	2½	Outside	Yes	SS	HP10001
-----------	--	-----------	-------	----	---------	-----	----	---------

Dodge Pickup Trucks

1987-2004	DAKOTA (4WD) <small>RATED UP TO 2000LBS</small>	HP10033 *	L6030	2½	Outside	Yes	SS	HP10001
2000-2001	DAKOTA RT (2WD) <small>RATED UP TO 2000LBS</small>	HP10033 *	L6030	2½	Outside	Yes	SS	HP10001
1969-1993	W100 (2WD/4WD) <small>RATED UP TO 2000LBS</small>	HP10033 *	L6030	2½	Outside	Yes	SS	HP10001
1969-1993	W100 (2WD/4WD) HEAVY LOADS <i>Will fit vehicles with a Reese 5th wheel rail kit (models 30033, 30035 & 30729).</i>	HP10019	L5685	3	Outside	Yes	DC	HP10000
		HP10019-J					DCJ	HP10000J
		HP10019-J-S	L5685 + L6623	3½				
1969-1993	D150/W150 (2WD/4WD) <small>RATED UP TO 2000LBS</small>	HP10033 *	L6030	2½	Outside	Yes	SS	HP10001
1969-1993	D150/W150 (2WD/4WD) HEAVY LOADS <i>Will fit vehicles with a Reese 5th wheel rail kit (models 30033, 30035 & 30729).</i>	HP10019	L5685	3	Outside	Yes	DC	HP10000
		HP10019-J					DCJ	HP10000J
		HP10019-J-S	L5685 + L6623	3½				
1969-1993	D250/W250 (2WD/4WD) <i>Will fit vehicles with a Reese 5th wheel rail kit (models 30033, 30035 & 30729).</i>	HP10019	L5685	3	Outside	Yes	DC	HP10000
		HP10019-J					DCJ	HP10000J
		HP10019-J-S	L5685 + L6623	3½				
1969-1993	D350/W350 (2WD/4WD) <i>Will fit vehicles with a Reese 5th wheel rail kit (models 30033, 30035 & 30729).</i>	HP10019	L5685	3	Outside	Yes	DC	HP10000
		HP10019-J					DCJ	HP10000J
		HP10019-J-S	L5685 + L6623	3½				

Dodge RAM 1500

1994-2001	RAM 1500 (2WD/4WD) <small>RATED UP TO 2000LBS</small>	HP10033 *	L6030	2½	Outside	Yes	SS	HP10001
1994-2001	RAM 1500 (2WD) HEAVY LOADS <i>Will fit vehicles with a Reese 5th wheel rail kit (models 30033, 30035 & 30729).</i>	HP10019	L5685	3	Outside	Yes	DC	HP10000
		HP10019-J					DCJ	HP10000J
		HP10019-J-S	L5685 + L6623	3½				
2002-2008	RAM 1500 (2WD/4WD) HEAVY LOADS	HP10071	L5835	2½	Inside	No	DC	HP10000
		HP10071-J					DCJ	HP10000J
		HP10071-J-S	L5835 + L6623	3½				
2006-2008	RAM 1500 MEGA CAB (2WD) <i>Will not fit with 3349 & 3319 SuperGlide 5th wheel rail kits on 2WD vehicles.</i>	HP10089	L5682	2	Inside	No	SC	HP10083
		HP10089-J					SCJ	HP10083J
		HP10089-J-S	L5682 + L6623	2½				
2006-2008	RAM 1500 MEGA CAB (4WD) <i>Will fit with 3349 & 3319 SuperGlide 5th wheel rail kits on 4WD vehicles.</i>	HP10002	L5682	2	Inside	No	DC	HP10000
		HP10002-J					DCJ	HP10000J
		HP10002-J-S	L5682 + L6623	2½				
2009-2023	RAM 1500 CLASSIC (2WD/4WD) <small>RATED UP TO 2000LBS</small> <i>Will not fit TRX models or models with factory air suspension.</i>	HP10567	L6576	1	Inside	No	IC	HP10560
2009-2025	RAM 1500 (2WD/4WD) <i>Will not fit TRX or RHO models or models with factory air suspension.</i>	HP10337	L6480	2	Inside	No	SC	HP10083
		HP10337-J					SCJ	HP10083J
		HP10337-J-S	L6480 + L6623	2½				
2019-2023	RAM 1500 CLASSIC (2WD/4WD) <i>Will not fit TRX or RHO models or models with factory air suspension.</i>	HP10337	L6480	2	Inside	No	SC	HP10083
		HP10337-J					SCJ	HP10083J
		HP10337-J-S	L6480 + L6623	2½				
2019-2025	RAM 1500 (2WD/4WD) <small>RATED UP TO 2000LBS</small> <i>Will not fit TRX or Classic body style models</i> <i>Will not fit models with factory air suspension</i>	HP10686	L6641	1	Inside	No	IC	HP10687



PACBRAKE

USA

CANADA

1670 Grant Ave, Blaine, WA 98230 • 800.663.0096 / pacbrake.com

26688 56 Ave, Langley, BC V4W 3X5 • EMAIL info@pacbrake.com • FAX 604.882.2330

REV169_12.01.2025



PACBRAKE APPLICATION GUIDE

ALPHA™ AIR SUSPENSION KITS

NEW!
ALPHA PRO S™ [-S KITS]
WITH STAINLESS STEEL PARTS!

UPDATED: December 1, 2025

YEAR	MAKE/MODEL	KIT #	INSTALL MANUAL	CLOCK	FRAME MOUNT	WRENCH	SPACER	SPACER
------	------------	-------	----------------	-------	-------------	--------	--------	--------

DODGE/RAM

Dodge RAM 2500

1994-2002	RAM 2500 (2WD/4WD) <i>Will fit vehicles with a Reese 5th wheel rail kit (models 30033, 30035 & 30729).</i>	HP10019	L5685	3	Outside	Yes	DC	HP10000
		HP10019-J					DCJ	HP10000J
		HP10019-J-S	L5685 + L6623	3½				
2003-2013	RAM 2500 (2WD) INCLUDING MEGA CAB <i>Will not fit with 3349 & 3319 SuperGlide 5th wheel rail kits on 2WD vehicles.</i>	HP10089	L5682	2	Inside	No	SC	HP10083
		HP10089-J					SCJ	HP10083J
		HP10089-J-S	L5682 + L6623	2½				
2003-2013	RAM 2500 (4WD) INCLUDING MEGA CAB <i>Will fit with 3349 & 3319 SuperGlide 5th wheel rail kits on 4WD vehicles.</i>	HP10002	L5682	2	Inside	No	DC	HP10000
		HP10002-J					DCJ	HP10000J
		HP10002-J-S	L5682 + L6623	2½				
2013	RAM 2500 (4WD) INCLUDING MEGA CAB <i>Will fit with 3349 & 3319 SuperGlide 5th wheel rail kits on 4WD vehicles.</i> RATED UP TO 7500lbs	HP10002-X	L6520	2	Inside	No	XD	HP10438
		HP10002-X-J					XDJ	HP10438J
		HP10002-X-J-S	L6520 + L6623	2½				
2014-2025	RAM 2500 (2WD/4WD) <i>Will not fit with factory optional air equipped.</i> ⓘ An additional 2" spacer (HP10152) is required on vehicles where the distance from the bottom of the jounce bumper mount to the top of the strike plate is greater than 7.5"	HP10206	L6345	2	Inside	No	DC	HP10000
		HP10206-J					DCJ	HP10000 HP10000J
		HP10206-J-S	L6345 + L6623	2½				
2014-2025	RAM 2500 (2WD/4WD) <i>Will not fit with factory optional air equipped.</i> <i>Will not fit on vehicles where the distance from the bottom of the jounce bumper mount to the top of the strike plate is greater than 7.5"</i> RATED UP TO 7500lbs	HP10206-X	L6345	2	Inside	No	XD	HP10438
		HP10206-X-J					XDJ	HP10438J
		HP10206-X-J-S	L6345 + L6623	2½				

Dodge RAM 3500

1994-2002	RAM 3500 (2WD/4WD) <i>Will fit vehicles with a Reese 5th wheel rail kit (models 30033, 30035 & 30729).</i>	HP10019	L5685	3	Outside	Yes	DC	HP10000
		HP10019-J					DCJ	HP10000J
		HP10019-J-S	L5685 + L6623	3½				
2003-2018	RAM 3500 (2WD) INCLUDING MEGA CAB <i>Will not fit with 3349 & 3319 SuperGlide 5th wheel rail kits on 2WD vehicles.</i>	HP10089	L5682	2	Inside	No	SC	HP10083
		HP10089-J					SCJ	HP10083J
		HP10089-J-S	L5682 + L6623	2½				
2003-2018	RAM 3500 (4WD) INCLUDING MEGA CAB <i>Will fit with 3349 & 3319 SuperGlide 5th wheel rail kits on 4WD vehicles.</i>	HP10002	L5682	2	Inside	No	DC	HP10000
		HP10002-J					DCJ	HP10000J
		HP10002-J-S	L5682 + L6623	2½				
2013-2018	RAM 3500 (4WD) INCLUDING MEGA CAB <i>Will fit with 3349 & 3319 SuperGlide 5th wheel rail kits on 4WD vehicles.</i> RATED UP TO 7500lbs	HP10002-X	L6520	2	Inside	No	XD	HP10438
		HP10002-X-J					XDJ	HP10438J
		HP10002-X-J-S	L6520 + L6623	2½				
2019-2025	RAM 3500 (2WD/4WD) <i>Will not fit with factory optional air equipped or Chassis Cab models.</i>	HP10368	L6512	2½	Inside	No	DC	HP10000
		HP10368-J					DCJ	HP10000J
		HP10368-J-S	L6512 + L6623	3				
2019-2025	RAM 3500 (2WD/4WD) <i>Will not fit with factory optional air equipped or Chassis Cab models.</i> RATED UP TO 7500lbs	HP10368-X	L6512	2½	Inside	No	XD	HP10438
		HP10368-X-J					XDJ	HP10438J
		HP10368-X-J-S	L6512 + L6623	3				

PLEASE NOTE: Kits are designed to fit stock vehicles. We recommend checking fitment notes for all vehicles to ensure a correct installation.

ⓘ Rated up to 5000lbs unless otherwise stated.

* HP10033 kits require 6" between tire & frame

♦ See Manual or call 800.663.0096

♦ Drilling may be required on trucks with an aftermarket 5th wheel hitch

ⓘ 7500lbs (XD) Kits are not compatible with Pacbrake's 2" / 4" / 6" Air Spring Spacers



PACBRAKE

USA

1670 Grant Ave, Blaine, WA 98230

800.663.0096 / pacbrake.com



CANADA

26688 56 Ave, Langley, BC V4W 3X5

EMAIL info@pacbrake.com

FAX 604.882.2330

REV169_12.01.2025



PACBRAKE APPLICATION GUIDE

ALPHA™ AIR SUSPENSION KITS

NEW!
ALPHA PRO S™ [-S KITS]
WITH STAINLESS STEEL PARTS!

UPDATED: December 1, 2025

YEAR	MAKE/MODEL	KIT #	INSTALL MANUAL		FRAME MOUNT			
DODGE/RAM								
Dodge Vans/Commercial Vehicles								
2013-2024	RAM PROMASTER 1500/2500/3500 (2WD/4WD)	HP10365	L6511	2	Inside	No	SC	HP10083
		HP10365-J				No	SCJ	HP10083J
		HP10365-J-S	L6511 + L6623	2½		No	SCJ	HP10083J
2025-2026	RAM PROMASTER EV	HP10365	L6511	2	Inside	No	SC	HP10083
		HP10365-J				No	SCJ	HP10083J
		HP10365-J-S	L6511 + L6623	2½		No	SCJ	HP10083J
2025-2026	RAM PROMASTER 1500/2500/3500 (2WD/4WD) <i>Will not fit RAM ProMaster EV models</i> ⓘ An additional 2" spacer (HP10152) is required for Chassis Cab models	HP10692	L6511	2	Inside	No	SC	HP10000
		HP10692-J				No	SCJ	HP10000J
		HP10692-J-S	L6511 + L6623	2½		No	SCJ	HP10000J
2006-2018	RAM 3500 COMMERCIAL CHASSIS (2WD/4WD) <i>The HP10136 must be purchased for vehicles that have a round axle tube with the breather located approximately 7" from the spring pack</i> <i>Will fit with 3349 & 3319 SuperGlide 5th wheel rail kits on 4WD vehicles.</i>	HP10002 & HP10136	L5682	2	Inside	No	DC	HP10000
		HP10002-J & HP10136					DCJ	HP10000J
		HP10002-J-S & HP10136	L5682 + L6623	2½				
2019-2020	RAM 3500 COMMERCIAL CHASSIS (2WD/4WD) <i>The HP10349 must be purchased for vehicles that have a round axle tube with the breather located approximately 7" from the spring pack</i> <i>Will fit with 3349 & 3319 SuperGlide 5th wheel rail kits on 4WD vehicles.</i>	HP10002 & HP10349	L5682	2	Inside	No	DC	HP10000
		HP10002-J & HP10349					DCJ	HP10000J
		HP10002-J-S & HP10349	L5682 + L6623	2½				
2007-2009	RAM 4500 COMMERCIAL CHASSIS (2WD/4WD)	HP10121	L5934	3	Inside	No	DC	HP10068
2018-2025	RAM 4500 COMMERCIAL CHASSIS (2WD/4WD) <small>RATED UP TO 7500.LBS</small>	HP10371-X	L6516	2½	Inside	Yes	XD	HP10438
		HP10371-X-J					XDJ	HP10438J
		HP10371-X-J-S	L6516 + L6623	3				
2010-2020	RAM 4500 COMMERCIAL CHASSIS (2WD/4WD)	HP10321	L6454	2	Inside	No	DC	HP10068
2007-2009	RAM 5500 COMMERCIAL CHASSIS (2WD/4WD)	HP10121	L5934	3	Inside	No	DC	HP10068
2010-2020	RAM 5500 COMMERCIAL CHASSIS (2WD/4WD)	HP10321	L6454	2	Inside	No	DC	HP10068
2018-2025	RAM 5500 COMMERCIAL CHASSIS (2WD/4WD) <small>RATED UP TO 7500.LBS</small>	HP10371-X	L6516	2½	Inside	Yes	XD	HP10438
		HP10371-X-J					XDJ	HP10438J
		HP10371-X-J-S	L6516 + L6623	3				
2007-2009	SPRINTER 2500 (2WD)	HP10147	L6037	2½	Inside	Yes	DC	HP10000
		HP10147-J					DCJ	HP10000J
		HP10147-J-S	L6037 + L6623	3				
2007-2024	SPRINTER 2500/3500 (2WD/4WD) SRW VEHICLES <i>Will not fit E-Sprinter models.</i> <i>Will not fit models with ride height sensors.</i>	HP10395	L6536	2	Inside	No	DC	HP10000
		HP10395-J					DCJ	HP10000J
		HP10395-J-S	L6536 + L6623	2½				
2007-2024	SPRINTER 2500/3500 (2WD/4WD) SRW VEHICLES <i>Will not fit E-Sprinter models.</i> <i>Will not fit models with ride height sensors.</i> <small>RATED UP TO 7500.LBS</small>	HP10395-X	L6536	2	Inside	No	XD	HP10438
		HP10395-X-J					XDJ	HP10438J
		HP10395-X-J-S	L6536 + L6623	2½				
2007-2024	SPRINTER 3500XD/4500 (2WD/4WD) DRW VEHICLES <i>Will not fit E-Sprinter models.</i> <i>Will not fit models with ride height sensors.</i>	HP10391	L6527	2	Inside	No	DC	HP10000
		HP10391-J					DCJ	HP10000J
		HP10391-J-S	L6527 + L6623	2½				
2007-2024	SPRINTER 3500XD/4500 (2WD/4WD) DRW VEHICLES <i>Will not fit E-Sprinter models.</i> <i>Will not fit models with ride height sensors.</i> <small>RATED UP TO 7500.LBS</small>	HP10391-X	L6527	2	Inside	No	XD	HP10438
		HP10391-X-J					XDJ	HP10438J
		HP10391-X-J-S	L6527 + L6623	2½				



PACBRAKE APPLICATION GUIDE

ALPHA™ AIR SUSPENSION KITS

NEW!
ALPHA PRO S™ [-S KITS]
WITH STAINLESS STEEL PARTS!

UPDATED: December 1, 2025

YEAR	MAKE/MODEL	KIT #	INSTALL MANUAL	CLOCK	FRAME MOUNT	WRENCH	SPACER	SPACER
------	------------	-------	----------------	-------	-------------	--------	--------	--------

FORD

Ford SUVs

1980-1996	BRONCO (4WD) <small>RATED UP TO 2000LBS</small>	HP10033 *	L6030	2½	Outside	Yes	SS	HP10001
1983-1990	BRONCO II (4WD) <small>RATED UP TO 2000LBS</small>	HP10033 *	L6030	2½	Outside	Yes	SS	HP10001

Ford Pickup Trucks

1998-2010	RANGER (2WD/4WD) <small>Will only fit with stock wheels and tires. Will fit vehicles with a Reese 5th wheel rail kit (models 30033, 30035 & 30729).</small>	HP10019	L5685	3	Outside	Yes	DC	HP10000
		HP10019-J					DCJ	HP10000J
		HP10019-J-S	L5685 + L6623	3½				
2019-2023	RANGER (2WD/4WD) <small>EXCLUDES TREMOR</small> <small>RATED UP TO 2000LBS</small>	HP10352	L6491	2	Outside	No	SS	HP10199
1966-1996	F-100 (4WD) HEAVY LOADS <small>Will fit vehicles with a Reese 5th wheel rail kit (models 30033, 30035 & 30729).</small>	HP10019	L5685	3	Outside	Yes	DC	HP10000
		HP10019-J					DCJ	HP10000J
		HP10019-J-S	L5685 + L6623	3½				
1966-1996	F-100 (4WD) LIGHT LOADS <small>RATED UP TO 2000LBS</small>	HP10033 *	L6030	2½	Outside	Yes	SS	HP10001
1968-1996	F-100 (2WD) HEAVY LOADS <small>Will fit vehicles with a Reese 5th wheel rail kit (models 30033, 30035 & 30729).</small>	HP10019	L5685	3	Outside	Yes	DC	HP10000
		HP10019-J					DCJ	HP10000J
		HP10019-J-S	L5685 + L6623	3½				
1968-1996	F-100 (2WD) LIGHT LOADS <small>RATED UP TO 2000LBS</small>	HP10033 *	L6030	2½	Outside	Yes	SS	HP10001

Ford F-150

1966-1996	F-150 (4WD) HEAVY LOADS <small>Will fit vehicles with a Reese 5th wheel rail kit (models 30033, 30035 & 30729).</small>	HP10019	L5685	3	Outside	Yes	DC	HP10000
		HP10019-J					DCJ	HP10000J
		HP10019-J-S	L5685 + L6623	3½				
1968-1996	F-150 (2WD) HEAVY LOADS <small>Will fit vehicles with a Reese 5th wheel rail kit (models 30033, 30035 & 30729).</small>	HP10019	L5685	3	Outside	Yes	DC	HP10000
		HP10019-J					DCJ	HP10000J
		HP10019-J-S	L5685 + L6623	3½				
1968-1996	F-150 (2WD) LIGHT LOADS <small>RATED UP TO 2000LBS</small>	HP10033 *	L6030	2½	Outside	Yes	SS	HP10001
1997-2003	F-150 (2WD/4WD) INCLUDING HERITAGE <small>RATED UP TO 2000LBS</small>	HP10033 *	L6030	2½	Outside	Yes	SS	HP10001
2004-2008	F-150 (2WD/4WD) HEAVY LOADS <small>Will not fit FX2 Models.</small>	HP10004	L5681	2	Outside	No	DC	HP10000
		HP10004-J					DCJ	HP10000J
		HP10004-J-S	L5681 + L6623	2½				
2004-2014	F-150 (4WD) EXCLUDES RAPTOR	HP10212	L6335	2½	Inside	No	DC	HP10000
		HP10212-J					DCJ	HP10000J
		HP10212-J-S	L6335 + L6623	3				
2004-2014	F-150 (2WD) EXCLUDES RAPTOR	HP10605	L6335	2½	Inside	No	SC	HP10083
2015-2020	F-150 (2WD/4WD) EXCLUDES RAPTOR <small>Will not fit vehicles equipped with 5th wheel hitch.</small>	HP10358	L6497	1½	Outside	No	DC	HP10000
		HP10358-J					DCJ	HP10000J
		HP10358-J-S	L6497 + L6623	2				
2021-2025	F-150 (2WD+ / 4WD) INCLUDING POWER BOOST <small>*2WD applications require use of 2" spacer HP10152 Vehicles equipped with CCD (continuously controlled dampening) require additional passenger side rear height sensor relocation brackets HP10402-RH. Will not fit Raptor & Lightning models</small>	HP10402	L6539	2	Outside	No	DC	HP10000
		HP10402-J					DCJ	HP10000J
		HP10402-J-S	L6539 + L6623	2½				

PLEASE NOTE: Kits are designed to fit stock vehicles. We recommend checking fitment notes for all vehicles to ensure a correct installation.

* HP10033 kits require 6" between tire & frame

See Manual or call 800.663.0096

Drilling may be required on trucks with an aftermarket 5th wheel hitch

Rated up to 5000lbs unless otherwise stated.

7500lbs (XD) Kits are not compatible with Pacbrake's 2" / 4" / 6" Air Spring Spacers



PACBRAKE

USA

1670 Grant Ave, Blaine, WA 98230

800.663.0096 / pacbrake.com



CANADA

26688 56 Ave, Langley, BC V4W 3X5

EMAIL info@pacbrake.com

FAX 604.882.2330

REV169_12.01.2025



PACBRAKE APPLICATION GUIDE

ALPHA™ AIR SUSPENSION KITS

NEW!
ALPHA PRO S™ [-S KITS]
WITH STAINLESS STEEL PARTS!

UPDATED: December 1, 2025

YEAR	MAKE/MODEL	KIT #	INSTALL MANUAL	CLOCK	FRAME MOUNT	WRENCH	SPACER	SPACER
FORD								
Ford F-250								
1969-1979	F-250 (2WD) UNDER 7500 GVWR <i>Will fit vehicles with a Reese 5th wheel rail kit (models 30033, 30035 & 30729).</i>	HP10019	L5685	3	Outside	Yes	DC	HP10000
		HP10019-J					DCJ	HP10000J
		HP10019-J-S	L5685 + L6623	3½				
1980-1996	F-250 (2WD) <i>Will fit vehicles with a Reese 5th wheel rail kit (models 30033, 30035 & 30729).</i>	HP10019	L5685	3	Outside	Yes	DC	HP10000
		HP10019-J					DCJ	HP10000J
		HP10019-J-S	L5685 + L6623	3½				
1980-1997	F-250 (4WD) '97 HEAVY DUTY OVER 8600 GVWR <i>Will fit vehicles with a Reese 5th wheel rail kit (models 30033, 30035 & 30729).</i>	HP10019	L5685	3	Outside	Yes	DC	HP10000
		HP10019-J					DCJ	HP10000J
		HP10019-J-S	L5685 + L6623	3½				
1997-1998	F-250 LIGHT DUTY (2WD/4WD) UNDER 7500 GVWR <i>Will fit vehicles with a Reese 5th wheel rail kit (models 30033, 30035 & 30729).</i>	HP10019	L5685	3	Outside	Yes	DC	HP10000
		HP10019-J					DCJ	HP10000J
		HP10019-J-S	L5685 + L6623	3½				
1999-2010	F-250 SUPER DUTY (2WD/4WD) <i>Will fit vehicles with 5th wheel hitches including Draw-Tite 15000 5th wheel hitch.</i>	HP10070	L5754	3	Outside	Yes	DC	HP10000
		HP10070-J					DCJ	HP10000J
		HP10070-J-S	L5754 + L6623	3½				
2005-2010	F-250 SUPER DUTY (2WD) <i>Will fit all trucks, including those with 5th wheel hitches. Will not fit Chassis Cab models.</i>	HP10182	L6220	4	Inside	No ♦	DC	HP10000
		HP10182-J					DCJ	HP10000J
		HP10182-J-S	L6220 + L6623	4½				
2005-2010	F-250 SUPER DUTY (4WD) <i>Will fit all trucks, including those with 5th wheel hitches. Will not fit Chassis Cab models.</i>	HP10181	L6220	4	Inside	No ♦	DC	HP10000
		HP10181-J					DCJ	HP10000J
		HP10181-J-S	L6220 + L6623	4½				
2011-2016	F-250 SUPER DUTY (2WD/4WD) <i>Will not fit vehicles with factory installed 5th wheel hitch. Will fit with a Draw-Tite 15000 5th wheel hitch.</i>	HP10070	L5754	3	Outside	Yes	DC	HP10000
		HP10070-J					DCJ	HP10000J
		HP10070-J-S	L5754 + L6623	3½				
2011-2016	F-250 SUPER DUTY (2WD) <i>Will fit all trucks, including those with 5th wheel hitches. Will not fit Chassis Cab models.</i>	HP10194	L6219	4	Inside	No ♦	DC	HP10000
		HP10194-J					DCJ	HP10000J
		HP10194-J-S	L6219 + L6623	4½				
2011-2016	F-250 SUPER DUTY (2WD/4WD) <i>Will fit all trucks, including those with 5th wheel hitches. Will not fit Chassis Cab models.</i>	HP10387	L6450	2	Inside	No ♦	DC	HP10000
		HP10387-J					DCJ	HP10000J
		HP10387-J-S	L6450 + L6623	2½				
2011-2016	F-250 SUPER DUTY (2WD/4WD) <i>Will fit all trucks, including those with 5th wheel hitches. Will not fit Chassis Cab models. RATED UP TO 7500lbs</i>	HP10387-X	L6526	2	Inside	No ♦	XD	HP10438
		HP10387-X-J					XDJ	HP10438J
		HP10387-X-J-S	L6526 + L6623	2½				
2017-2026	F-250 SUPER DUTY (2WD/4WD) SRW & DRW VEHICLES <i>Will not fit Chassis Cab models.</i>	HP10677	L6633	2½	Inside	No ♦	DC	HP10000
		HP10677-J					DCJ	HP10000J
		HP10677-J-S	L6633 + L6623	3				
2017-2026	F-250 SUPER DUTY (2WD/4WD) SRW & DRW VEHICLES <i>Will not fit Chassis Cab models. RATED UP TO 7500lbs</i>	HP10677-X	L6633	2½	Inside	No ♦	XD	HP10438
		HP10677-X-J					XDJ	HP10438J
		HP10677-X-J-S	L6633 + L6623	3				

PLEASE NOTE: Kits are designed to fit stock vehicles. We recommend checking fitment notes for all vehicles to ensure a correct installation.

⚠ Rated up to 5000lbs unless otherwise stated.

* HP10033 kits require 6" between tire & frame ♦ See Manual or call 800.663.0096

♦ Drilling may be required on trucks with an aftermarket 5th wheel hitch

⚠ 7500lbs (XD) Kits are not compatible with Pacbrake's 2" / 4" / 6" Air Spring Spacers



PACBRAKE

USA

1670 Grant Ave, Blaine, WA 98230

800.663.0096 / pacbrake.com



CANADA

26688 56 Ave, Langley, BC V4W 3X5

EMAIL info@pacbrake.com

FAX 604.882.2330

REV169_12.01.2025



PACBRAKE APPLICATION GUIDE

ALPHA™ AIR SUSPENSION KITS

NEW!
ALPHA PRO 5™ [-S KITS]
WITH STAINLESS STEEL PARTS!

UPDATED: December 1, 2025

YEAR	MAKE/MODEL	KIT #	INSTALL MANUAL	CLOCK	FRAME MOUNT	WRENCH	SPRING	SPACER
------	------------	-------	----------------	-------	-------------	--------	--------	--------

FORD

Ford F-350

1970-1997	F-350 (2WD) <i>Will fit vehicles with a Reese 5th wheel rail kit (models 30033, 30035 & 30729).</i>	HP10019	L5685	3	Outside	Yes	DC	HP10000
		HP10019-J					DCJ	HP10000J
		HP10019-J-S	L5685 + L6623	3½				
1980-1997	F-350 (4WD) EXCEPT SUPER HD CHASSIS <i>Will fit vehicles with a Reese 5th wheel rail kit (models 30033, 30035 & 30729).</i>	HP10019	L5685	3	Outside	Yes	DC	HP10000
		HP10019-J					DCJ	HP10000J
		HP10019-J-S	L5685 + L6623	3½				
1999-2004	F-350 SUPER DUTY (2WD) 11,200 GVWR & UNDER <i>Will fit vehicles with a Reese 5th wheel rail kit (models 30033, 30035 & 30729).</i>	HP10019	L5685	3	Outside	Yes	DC	HP10000
		HP10019-J					DCJ	HP10000J
		HP10019-J-S	L5685 + L6623	3½				
1999-2010	F-350 SUPER DUTY (2WD/4WD) <i>Will fit vehicles with 5th wheel hitches including Draw-Tite 15000 5th wheel hitch.</i>	HP10070	L5754	3	Outside	Yes	DC	HP10000
		HP10070-J	L5754				DCJ	HP10000J
		HP10070-J-S	L5754 + L6623	3½				
2005-2010	F-350 SUPER DUTY (2WD) <i>Will fit all trucks, including those with 5th wheel hitches. Will not fit Chassis Cab models.</i>	HP10182	L6220	4	Inside	No ♦	DC	HP10000
		HP10182-J					DCJ	HP10000J
		HP10182-J-S	L6220 + L6623	4½				
2005-2010	F-350 SUPER DUTY (4WD) <i>Will fit all trucks, including those with 5th wheel hitches. Will not fit Chassis Cab models.</i>	HP10181	L6220	4	Inside	No ♦	DC	HP10000
		HP10181-J					DCJ	HP10000J
		HP10181-J-S	L6220 + L6623	4½				
2011-2016	F-350 SUPER DUTY (2WD/4WD) <i>Will not fit vehicles with factory installed 5th wheel hitch. Will fit with a Draw-Tite 15000 5th wheel hitch.</i>	HP10070	L5754	3	Outside	Yes	DC	HP10000
		HP10070-J					DCJ	HP10000J
		HP10070-J-S	L5754 + L6623	3½				
2011-2016	F-350 SUPER DUTY (2WD) <i>Will fit all trucks, including those with 5th wheel hitches. Will not fit Chassis Cab models.</i>	HP10194	L6219	4	Inside	No ♦	DC	HP10000
		HP10194-J					DCJ	HP10000J
		HP10194-J-S	L6219 + L6623	4½				
2011-2016	F-350 SUPER DUTY (2WD/4WD) <i>Will fit all trucks, including those with 5th wheel hitches. Will not fit Chassis Cab models.</i>	HP10387	L6450	2	Inside	No ♦	DC	HP10000
		HP10387-J					DCJ	HP10000J
		HP10387-J-S	L6450 + L6623	2½				
2011-2016	F-350 SUPER DUTY (2WD/4WD) <i>Will fit all trucks, including those with 5th wheel hitches. Will not fit Chassis Cab models. RATED UP TO 7500lbs</i>	HP10387-X	L6526	2	Inside	No ♦	XD	HP10438
		HP10387-X-J					XDJ	HP10438J
		HP10387-X-J-S	L6526 / L6623	2½				
2017-2026	F-350 SUPER DUTY (2WD/4WD) SRW & DRW VEHICLES <i>Will not fit Chassis Cab models.</i>	HP10677	L6633	2½	Inside	No ♦	DC	HP10000
		HP10677-J					DCJ	HP10000J
		HP10677-J-S	L6633 + L6623	3				
2017-2026	F-350 SUPER DUTY (2WD/4WD) SRW & DRW VEHICLES <i>Will not fit Chassis Cab models. RATED UP TO 7500lbs</i>	HP10677-X	L6633	2½	Inside	No ♦	XD	HP10438
		HP10677-X-J					XDJ	HP10438J
		HP10677-X-J-S	L6633 + L6623	3				

#	AIR SPRING STYLE	S	REPLACEMENT SPRING PART #	CLOCK	SUGGESTED INSTALL TIME (HOURS)	WRENCH	VEHICLE MODIFICATION REQUIRED
IC	In-Coil Style – 2000 lbs	SC	Heavy Duty (HD) Single Convolute – 5000 lbs	DC	Heavy Duty (HD) Double Convolute – 5000 lbs	XD	Xtreme Duty (XD) Double Convolute – 7500 lbs
SS	Standard Duty (SD) Sleeve Style – 2000 lbs	SCJ	HD Single Convolute w/ Jounce – 5000 lbs	DCJ	HD Double Convolute w/ Jounce – 5000 lbs	XDJ	XD Double Convolute w/ Jounce – 7500 lbs
AIR SUSPENSION KIT # LEGEND:		-X	Air Spring Kits with 7500 lbs Springs	-J	Air Springs Kits with Jounce Bumpers	-S	Air Spring Kits w/ Stainless Steel Upgrade Hardware
PLEASE NOTE: Kits are designed to fit stock vehicles. We recommend checking fitment notes for all vehicles to ensure a correct installation.							Rated up to 5000 lbs unless otherwise stated.
*	HP10033 kits require 6" between tire & frame	♦	See Manual or call 800.663.0096	♦	Drilling may be required on trucks with an aftermarket 5th wheel hitch		7500lbs (XD) Kits are not compatible with Pacbrake's 2" / 4" / 6" Air Spring Spacers



PACBRAKE

USA

1670 Grant Ave, Blaine, WA 98230

800.663.0096 / pacbrake.com



CANADA

26688 56 Ave, Langley, BC V4W 3X5

EMAIL info@pacbrake.com

FAX 604.882.2330

REV169_12.01.2025



PACBRAKE APPLICATION GUIDE

ALPHA™ AIR SUSPENSION KITS

NEW!
ALPHA PRO 5™ [-S KITS]
WITH STAINLESS STEEL PARTS!

UPDATED: December 1, 2025

YEAR	MAKE/MODEL	KIT #	INSTALL MANUAL	CLOCK	FRAME MOUNT	WRENCH	SPRING	SPACER
------	------------	-------	----------------	-------	-------------	--------	--------	--------

FORD

Ford F-450

2011-2014	F-450 SUPER DUTY (2WD) <i>Will fit all trucks, including those with 5th wheel hitches. Will not fit Chassis Cab models.</i>	HP10194	L6219	4	Inside	No ♦	DC	HP10000
		HP10194-J					DCJ	HP10000J
		HP10194-J-S	L6219 + L6623	4 ½				HP10000J
2011-2014	F-450 SUPER DUTY (2WD/4WD) <i>Will fit all trucks, including those with 5th wheel hitches. Will not fit Chassis Cab models.</i>	HP10387	L6450	2	Inside	No ♦	DC	HP10000
		HP10387-J					DCJ	HP10000J
		HP10387-J-S	L6450 + L6623	2 ½				
2011-2014	F-450 SUPER DUTY (2WD/4WD) <i>Will fit all trucks, including those with 5th wheel hitches. Will not fit Chassis Cab models. RATED UP TO 7500lbs</i>	HP10387-X	L6526	2	Inside	No	XD	HP10438
		HP10387-X-J					XDJ	HP10438J
		HP10387-X-J-S	L6526 + L6623	2 ½				
2015-2016	F-450 SUPER DUTY (2WD/4WD) <i>Will fit all trucks, including those with 5th wheel hitches. Will not fit Chassis Cab models.</i>	HP10195	L6225	3	Inside	No	DC	HP10000
		HP10195-J					DCJ	HP10000J
		HP10195-J-S	L6225 + L6623	3 ½				
2017-2026	F-450 SUPER DUTY (2WD/4WD) SRW & DRW VEHICLES <i>Will not fit Chassis Cab models.</i>	HP10677	L6633	2 ½	Inside	No ♦	DC	HP10000
		HP10677-J					DCJ	HP10000J
		HP10677-J-S	L6633 + L6623	3				
2017-2026	F-450 SUPER DUTY (2WD/4WD) SRW & DRW VEHICLES <i>Will not fit Chassis Cab models. RATED UP TO 7500lbs</i>	HP10677-X	L6633	2 ½	Inside	No ♦	XD	HP10438
		HP10677-X-J					XDJ	HP10438J
		HP10677-X-J-S	L6633 + L6623	3				

Ford Vans / Commercial Vehicles

2015-2025	TRANSIT 150 / 250 (RWD/AWD) SRW VEHICLES <i>Will not fit E-Transit models.</i>	HP10307	L6444	2 ½	Inside	No	DC	HP10000
		HP10307-J					DCJ	HP10000J
		HP10307-J-S	L6444 + L6623	3				
2015-2025	TRANSIT 350 (RWD/AWD) SRW VEHICLES <i>Will not fit 350HD or DRW vehicles, or E-Transit models.</i>	HP10307	L6444	2 ½	Inside	No	DC	HP10000
		HP10307-J					DCJ	HP10000J
		HP10307-J-S	L6444 + L6623	3				
2013-2025	TRANSIT 350HD (RWD/AWD) & CLASS C MOTORHOME <i>Will not fit Passenger Vans or XL/XLT models</i>	HP10675	L6632	2 ½	Inside	No	DC	HP10000
		HP10675-J					DCJ	HP10000J
		HP10675-J-S	L6632 + L6623	3				
2008-2025	E-450 (RWD) CHASSIS CAB / CLASS C MOTORHOME	HP10370	L6503	1 ½	Inside	No	DC	HP10000
		HP10370-J					DCJ	HP10000J
		HP10370-J-S	L6503 + L6623	2				
2012-2025	F-450 / F-550 / F-600 CHASSIS CAB (2WD/4WD)	HP10324	L6459	3	Outside	Yes	DC	HP10068
2009-2025	F-53 STRIPPED CHASSIS CAB / CLASS A MOTORHOME <i>Will not fit models with 10886kg (24000lbs) or 11793kg (26000lbs) GVWR.</i>	HP10475	L6559	3	Outside	Yes	DC	HP10068

#	AIR SPRING STYLE	S	REPLACEMENT SPRING PART #	CLOCK	SUGGESTED INSTALL TIME (HOURS)	WRENCH	VEHICLE MODIFICATION REQUIRED
IC	In-Coil Style – 2000 lbs	SC	Heavy Duty (HD) Single Convolved – 5000 lbs	DC	Heavy Duty (HD) Double Convolved – 5000 lbs	XD	Xtreme Duty (XD) Double Convolved – 7500 lbs
SS	Standard Duty (SD) Sleeve Style – 2000 lbs	SCJ	HD Single Convolved w/ Jounce – 5000 lbs	DCJ	HD Double Convolved w/ Jounce – 5000 lbs	XDJ	XD Double Convolved w/ Jounce – 7500 lbs
AIR SUSPENSION KIT # LEGEND:		-X	Air Spring Kits with 7500 lbs Springs	-J	Air Springs Kits with Jounce Bumpers	-S	Air Spring Kits w/ Stainless Steel Upgrade Hardware
PLEASE NOTE: Kits are designed to fit stock vehicles. We recommend checking fitment notes for all vehicles to ensure a correct installation.							Rated up to 5000 lbs unless otherwise stated.
*	HP10033 kits require 6" between tire & frame	♦	See Manual or call 800.663.0096	♦	Drilling may be required on trucks with an aftermarket 5th wheel hitch		7500lbs (XD) Kits are not compatible with Pacbrake's 2" / 4" / 6" Air Spring Spacers



PACBRAKE

USA

1670 Grant Ave, Blaine, WA 98230

800.663.0096 / pacbrake.com



CANADA

26688 56 Ave, Langley, BC V4W 3X5

EMAIL info@pacbrake.com

FAX 604.882.2330

REV169_12.01.2025







PACBRAKE APPLICATION GUIDE

ALPHA™ AIR SUSPENSION KITS

NEW!
ALPHA PRO S™ [-S KITS]
WITH STAINLESS STEEL PARTS!

UPDATED: December 1, 2025

YEAR	MAKE/MODEL	KIT #	INSTALL MANUAL		FRAME MOUNT			
FREIGHTLINER								
2007-2014	SPRINTER 2500 (2WD)	HP10147	L6037	3	Inside	Yes	DC	HP10000
		HP10147-J					DCJ	HP10000J
		HP10147-J-S	L6037 + L6623	3½				
2007-2024	SPRINTER 2500 (2WD/4WD) SRW VEHICLES <i>Will not fit E-Sprinter models.</i> <i>Will not fit models with ride height sensors.</i>	HP10395	L6536	2	Inside	No	DC	HP10000
		HP10395-J					DCJ	HP10000J
		HP10395-J-S	L6536 + L6623	2½				
2007-2024	SPRINTER 2500 (2WD/4WD) SRW VEHICLES <i>Will not fit E-Sprinter models.</i> <i>Will not fit models with ride height sensors.</i> RATED UP TO 7500lbs	HP10395-X	L6536	2	Inside	No	XD	HP10438
		HP10395-X-J					XDJ	HP10438J
		HP10395-X-J-S	L6536 + L6623	2½				
2007-2024	SPRINTER 3500 (2WD/4WD) SRW VEHICLES <i>Will not fit E-Sprinter models.</i> <i>Will not fit models with ride height sensors.</i>	HP10395	L6536	2	Inside	No	DC	HP10000
		HP10395-J					DCJ	HP10000J
		HP10395-J-S	L6536 + L6623	2½				
2007-2024	SPRINTER 3500 (2WD/4WD) SRW VEHICLES <i>Will not fit E-Sprinter models.</i> <i>Will not fit models with ride height sensors.</i> RATED UP TO 7500lbs	HP10395-X	L6536	2	Inside	No	XD	HP10438
		HP10395-X-J					XDJ	HP10438J
		HP10395-X-J-S	L6536 + L6623	2½				
2007-2024	SPRINTER 3500XD (2WD/4WD) DRW VEHICLES <i>Will not fit E-Sprinter models.</i> <i>Will not fit models with ride height sensors.</i>	HP10391	L6527	2	Inside	No	DC	HP10000
		HP10391-J					DCJ	HP10000J
		HP10391-J-S	L6527 + L6623	2½				
2007-2024	SPRINTER 3500XD (2WD/4WD) DRW VEHICLES <i>Will not fit E-Sprinter models.</i> <i>Will not fit models with ride height sensors.</i> RATED UP TO 7500lbs	HP10391-X	L6527	2	Inside	No	XD	HP10438
		HP10391-X-J					XDJ	HP10438J
		HP10391-X-J-S	L6527 + L6623	2½				
2007-2024	SPRINTER 4500 (2WD/4WD) DRW VEHICLES <i>Will not fit E-Sprinter models.</i> <i>Will not fit models with ride height sensors.</i>	HP10391	L6527	2	Inside	No	DC	HP10000
		HP10391-J					DCJ	HP10000J
		HP10391-J-S	L6527 + L6623	2½				
2007-2024	SPRINTER 4500 (2WD/4WD) DRW VEHICLES <i>Will not fit E-Sprinter models.</i> <i>Will not fit models with ride height sensors.</i> RATED UP TO 7500lbs	HP10391-X	L6527	2	Inside	No	XD	HP10438
		HP10391-X-J					XDJ	HP10438J
		HP10391-X-J-S	L6527 + L6623	2½				
MAZDA								
1998-2010	MAZDA PICKUPS (2WD/4WD) <i>Will only fit with stock wheels and tires.</i> <i>Will fit vehicles with a Reese 5th wheel rail kit (models 30033, 30035 & 30729).</i>	HP10019	L5685	3	Outside	Yes	DC	HP10000
		HP10019-J					DCJ	HP10000J
		HP10019-J-S	L5685 + L6623	3½				

#	AIR SPRING STYLE	S	REPLACEMENT SPRING PART #	CLOCK	SUGGESTED INSTALL TIME (HOURS)	WRENCH	VEHICLE MODIFICATION REQUIRED
IC	In-Coil Style – 2000 lbs	SC	Heavy Duty (HD) Single Convolute – 5000 lbs	DC	Heavy Duty (HD) Double Convolute – 5000 lbs	XD	Xtreme Duty (XD) Double Convolute – 7500 lbs
SS	Standard Duty (SD) Sleeve Style – 2000 lbs	SCJ	HD Single Convolute w/ Jounce – 5000 lbs	DCJ	HD Double Convolute w/ Jounce – 5000 lbs	XDJ	XD Double Convolute w/ Jounce – 7500 lbs
AIR SUSPENSION KIT # LEGEND:		-X	Air Spring Kits with 7500 lbs Springs	-J	Air Springs Kits with Jounce Bumpers	-S	Air Spring Kits w/ Stainless Steel Upgrade Hardware
PLEASE NOTE: Kits are designed to fit stock vehicles. We recommend checking fitment notes for all vehicles to ensure a correct installation.							Rated up to 5000 lbs unless otherwise stated.
*	HP10033 kits require 6" between tire & frame	♦	See Manual or call 800.663.0096	♦	Drilling may be required on trucks with an aftermarket 5th wheel hitch		7500lbs (XD) Kits are not compatible with Pacbrake's 2" / 4" / 6" Air Spring Spacers



PACBRAKE

USA

1670 Grant Ave, Blaine, WA 98230

800.663.0096 / pacbrake.com



CANADA

26688 56 Ave, Langley, BC V4W 3X5

EMAIL info@pacbrake.com

FAX 604.882.2330

REV169_12.01.2025



PACBRAKE APPLICATION GUIDE

ALPHA™ AIR SUSPENSION KITS

NEW!
ALPHA PRO S™ [-S KITS]
WITH STAINLESS STEEL PARTS!

UPDATED: December 1, 2025

YEAR	MAKE/MODEL	KIT #	INSTALL MANUAL	CLOCK	FRAME MOUNT	WRENCH	SPRING	SPACER
MERCEDES								
2010-2014	SPRINTER 2500 (2WD)	HP10147	L6037	3	Inside	Yes	DC	HP10000
		HP10147-J					DCJ	HP10000J
		HP10147-J-S	L6037 + L6623	3½				
2007-2024	SPRINTER 2500 (2WD/4WD) SRW VEHICLES <i>Will not fit E-Sprinter models.</i> <i>Will not fit models with ride height sensors.</i>	HP10395	L6536	2	Inside	No	DC	HP10000
		HP10395-J					DCJ	HP10000J
		HP10395-J-S	L6536 + L6623	2½				
2007-2024	SPRINTER 2500 (2WD/4WD) SRW VEHICLES <i>Will not fit E-Sprinter models.</i> <i>Will not fit models with ride height sensors.</i> RATED UP TO 7500LBS	HP10395-X	L6536	2	Inside	No	XD	HP10438
		HP10395-X-J					XDJ	HP10438J
		HP10395-X-J-S	L6536 + L6623	2½				
2007-2024	SPRINTER 3500 (2WD/4WD) SRW VEHICLES <i>Will not fit E-Sprinter models.</i> <i>Will not fit models with ride height sensors.</i>	HP10395	L6536	2	Inside	No	DC	HP10000
		HP10395-J					DCJ	HP10000J
		HP10395-J-S	L6536 + L6623	2½				
2007-2024	SPRINTER 3500 (2WD/4WD) SRW VEHICLES <i>Will not fit E-Sprinter models.</i> <i>Will not fit models with ride height sensors.</i> RATED UP TO 7500LBS	HP10395-X	L6536	2	Inside	No	XD	HP10438
		HP10395-X-J					XDJ	HP10438J
		HP10395-X-J-S	L6536 + L6623	2½				
2007-2024	SPRINTER 3500XD (2WD/4WD) DRW VEHICLES <i>Will not fit E-Sprinter models.</i> <i>Will not fit models with ride height sensors.</i>	HP10391	L6527	2	Inside	No	DC	HP10000
		HP10391-J					DCJ	HP10000J
		HP10391-J-S	L6527 + L6623	2½				
2007-2024	SPRINTER 3500XD (2WD/4WD) DRW VEHICLES <i>Will not fit E-Sprinter models.</i> <i>Will not fit models with ride height sensors.</i> RATED UP TO 7500LBS	HP10391-X	L6527	2	Inside	No	XD	HP10438
		HP10391-X-J					XDJ	HP10438J
		HP10391-X-J-S	L6527 + L6623	2½				
2007-2024	SPRINTER 4500 (2WD/4WD) DRW VEHICLES <i>Will not fit E-Sprinter models.</i> <i>Will not fit models with ride height sensors.</i>	HP10391	L6527	2	Inside	No	DC	HP10000
		HP10391-J					DCJ	HP10000J
		HP10391-J-S	L6527 + L6623	2½				
2007-2024	SPRINTER 4500 (2WD/4WD) DRW VEHICLES <i>Will not fit E-Sprinter models.</i> <i>Will not fit models with ride height sensors.</i> RATED UP TO 7500LBS	HP10391-X	L6527	2	Inside	No	XD	HP10438
		HP10391-X-J					XDJ	HP10438J
		HP10391-X-J-S	L6527 + L6623	2½				

NISSAN								
2004-2015	TITAN (2WD/4WD) <i>Will not fit PRO-4X models.</i>	HP10222	L6376	2	Inside	Yes	DC	HP10000
		HP10222-J					DCJ	HP10000J
		HP10222-J-S	L6376 + L6623	2½				
2016-2019	TITAN XD (2WD/4WD) XD MODELS ONLY	HP10338	L6477	2	Inside	No	DC	HP10000
		HP10338-J					DCJ	HP10000J
		HP10338-J-S	L6477 + L6623	2½				

#	AIR SPRING STYLE	S	REPLACEMENT SPRING PART #	CLOCK	SUGGESTED INSTALL TIME (HOURS)	WRENCH	VEHICLE MODIFICATION REQUIRED
IC	In-Coil Style – 2000 lbs	SC	Heavy Duty (HD) Single Convolved – 5000 lbs	DC	Heavy Duty (HD) Double Convolved – 5000 lbs	XD	Xtreme Duty (XD) Double Convolved – 7500 lbs
SS	Standard Duty (SD) Sleeve Style – 2000 lbs	SCJ	HD Single Convolved w/ Jounce – 5000 lbs	DCJ	HD Double Convolved w/ Jounce – 5000 lbs	XDJ	XD Double Convolved w/ Jounce – 7500 lbs
AIR SUSPENSION KIT # LEGEND:		-X	Air Spring Kits with 7500 lbs Springs	-J	Air Springs Kits with Jounce Bumpers	-S	Air Spring Kits w/ Stainless Steel Upgrade Hardware
PLEASE NOTE: Kits are designed to fit stock vehicles. We recommend checking fitment notes for all vehicles to ensure a correct installation.							Rated up to 5000 lbs unless otherwise stated.
*	HP10033 kits require 6" between tire & frame	◆	See Manual or call 800.663.0096	◆	Drilling may be required on trucks with an aftermarket 5" wheel hitch	7500lbs (XD) Kits are not compatible with Pacbrake's 2" / 4" / 6" Air Spring Spacers	



PACBRAKE

USA

1670 Grant Ave, Blaine, WA 98230

800.663.0096 / pacbrake.com



CANADA

26688 56 Ave, Langley, BC V4W 3X5

EMAIL info@pacbrake.com

FAX 604.882.2330

REV169_12.01.2025



PACBRAKE APPLICATION GUIDE

ALPHA™ AIR SUSPENSION KITS

NEW!
ALPHA PRO S™ [-S KITS]
WITH STAINLESS STEEL PARTS!

UPDATED: December 1, 2025

YEAR	MAKE/MODEL	KIT #	INSTALL MANUAL	CLOCK	FRAME MOUNT	WRENCH	SPRING	SPACER
------	------------	-------	----------------	-------	-------------	--------	--------	--------

STERLING

2007-2009	BULLET 4500 CHASSIS CAB (2WD/4WD)	HP10121	L5934	3	Inside	No	DC	HP10068
2007-2009	BULLET 5500 CHASSIS CAB (2WD/4WD)	HP10121	L5934	3	Inside	No	DC	HP10068

TOYOTA

Toyota Tacoma ALL 1995-2004 TOYOTA KITS REQUIRE A MINIMUM OF 5" BETWEEN THE TIRE AND FRAME AND WILL ONLY FIT WITH STOCK WHEELS AND TIRES. THIS DOES NOT APPLY TO 10311.

1995-2004	TOYOTA TACOMA (4WD) <small>RATED UP TO 2000lbs</small>	HP10191	L6270	3	Outside	Yes	SS	HP10173
2005-2023	TOYOTA TACOMA (4WD)	HP10311	L6449	2½	Inside	No	SC	HP10083
		HP10311-J	L6449 + L6623	3			SCJ	HP10083J
		HP10311-J-S						
2005-2023	TOYOTA TACOMA PRERUNNER (2WD)	HP10311	L6449	2½	Inside	No	SC	HP10083
		HP10311-J	L6449 + L6623	3			SCJ	HP10083J
		HP10311-J-S						

Toyota Tundra ALL 1995-2004 TOYOTA KITS REQUIRE A MINIMUM OF 5" BETWEEN THE TIRE AND FRAME AND WILL ONLY FIT WITH STOCK WHEELS AND TIRES.

2001-2006	TOYOTA TUNDRA (2WD/4WD)	HP10126	L6010	2½	Outside	No	SC	HP10083
		HP10126-J					SCJ	HP10083J
		HP10126-J-S					L6010+L6623	3
2001-2006	TOYOTA TUNDRA (2WD/4WD) <i>Will only fit trucks in which the upper jounce bumper pad protrudes 1" below the frame.</i>	HP10158	L6010	2½	Outside	No	SC	HP10083
		HP10158-J					SCJ	HP10083J
		HP10158-J-S					L6010+L6623	3
2007-2021	TOYOTA TUNDRA (2WD/4WD)	HP10128	L6010	2½	Outside	No	SC	HP10083
		HP10128-J					SCJ	HP10083J
		HP10128-J-S					L6010+L6623	3
2022-2025	TOYOTA TUNDRA (2WD/4WD) <i>Will not fit vehicles equipped with factory air suspension</i> <i>Will fit B&W 5th Wheel hitch kit #GNRK1222</i>	HP10604	L6611	2½	Inside	No	DC	HP10000
		HP10604-J					DCJ	HP10000J
		HP10604-J-S					L6611+L6623	3

#	AIR SPRING STYLE	S	REPLACEMENT SPRING PART #	CLOCK	SUGGESTED INSTALL TIME (HOURS)	WRENCH	VEHICLE MODIFICATION REQUIRED
IC	In-Coil Style – 2000 lbs	SC	Heavy Duty (HD) Single Convolute – 5000 lbs	DC	Heavy Duty (HD) Double Convolute – 5000 lbs	XD	Xtreme Duty (XD) Double Convolute – 7500 lbs
SS	Standard Duty (SD) Sleeve Style – 2000 lbs	SCJ	HD Single Convolute w/ Jounce – 5000 lbs	DCJ	HD Double Convolute w/ Jounce – 5000 lbs	XDJ	XD Double Convolute w/ Jounce – 7500 lbs
AIR SUSPENSION KIT # LEGEND:		-X	Air Spring Kits with 7500 lbs Springs	-J	Air Springs Kits with Jounce Bumpers	-S	Air Spring Kits w/ Stainless Steel Upgrade Hardware
PLEASE NOTE: Kits are designed to fit stock vehicles. We recommend checking fitment notes for all vehicles to ensure a correct installation.							Rated up to 5000 lbs unless otherwise stated.
*	HP10033 kits require 6" between tire & frame	◆	See Manual or call 800.663.0096	◆	Drilling may be required on trucks with an aftermarket 5th wheel hitch	7500lbs (XD) Kits are not compatible with Pacbrake's 2" / 4" / 6" Air Spring Spacers	



PACBRAKE

USA

1670 Grant Ave, Blaine, WA 98230

800.663.0096 / pacbrake.com



CANADA

26688 56 Ave, Langley, BC V4W 3X5

EMAIL info@pacbrake.com

FAX 604.882.2330

REV169_12.01.2025



PACBRAKE APPLICATION GUIDE

ALPHA™ AIR SUSPENSION KITS

NEW!
ALPHA PRO S™ [-S KITS]
WITH STAINLESS STEEL PARTS!

UPDATED: December 1, 2025

YEAR	MAKE/MODEL	KIT #	INSTALL MANUAL	CLOCK	FRAME MOUNT	WRENCH	SCREW	NUT
------	------------	-------	----------------	-------	-------------	--------	-------	-----

AIR SUSPENSION ACCESSORIES

Additional Required Add-Ons

Axle Breather Relocation Kit <i>Must be purchased with HP10002 / HP10002-J kits for 2007-2018 RAM 3500 CHASSIS CAB (2WD/4WD) vehicles that have a round axle tube with the breather located approximately 7" from the driver side leaf spring pack.</i>	HP10136	L5958	—	—	—	DC/DCJ XD/XDJ	—
Axle Breather Relocation Kit <i>Must be purchased with HP10002 / HP10002-J kits for 2019+ RAM 3500 CHASSIS CAB (2WD/4WD) vehicles that have a round axle tube with the breather located approximately 7" from the driver side leaf spring pack.</i>	HP10349	L6490	—	—	—	DC/DCJ XD/XDJ	—
HP10401 / HP10401-X RetroFit <i>Must be purchased with HP10401 / HP10401-J / HP10401-X / HP10401-X-J kits for vehicles equipped with a rear sway bar or camper package.</i>	HP10540	L6537	—	—	—	DC/DCJ XD/XDJ	—
(Passenger Side) Rear Height Sensor Relocation Brackets <i>Must be purchased with HP10402 / HP10402-J kits for 2021-2025 FORD F-150 (2WD/4WD) vehicles equipped with CCD (continuously controlled dampening). HP10402 / HP10402-J kits include driver side brackets.</i>	HP10402-RH	L6594	—	—	—	DC/DCJ XD/XDJ	—

Spacers

2" Spacers <i>UNIVERSAL FIT with single & double convoluted 5000lbs air springs only</i> <i>Not compatible with 7500lb (-X / -X-J) air spring kits</i>	HP10152	L6100	—	—	—	SC/SCJ DC/DCJ	—
4" Spacers <i>UNIVERSAL FIT with single & double convoluted 5000lbs air springs only</i> <i>Not compatible with 7500lb (-X / -X-J) air spring kits</i>	HP10154	L6100	—	—	—	SC/SCJ DC/DCJ	—
6" Spacers <i>UNIVERSAL FIT with single & double convoluted 5000lbs air springs only</i> <i>Not compatible with 7500lb (-X / -X-J) air spring kits</i>	HP10156	L6100	—	—	—	SC/SCJ DC/DCJ	—

REPLACEMENT PARTS

Replacement Air Springs

REPLACEMENT In-Coil Spring (NEW! REPLACEMENT BAG FOR HP10189)	HP10560	—	—	—	—	IC	—
REPLACEMENT In-Coil Spring	HP10687	—	—	—	—	IC	—
REPLACEMENT SD™ Sleeve Style Spring	HP10001	—	—	—	—	SS	—
REPLACEMENT SD™ Sleeve Style Spring	HP10173	—	—	—	—	SS	—
REPLACEMENT SD™ Sleeve Style Spring	HP10199	—	—	—	—	SS	—
REPLACEMENT HD™ Single Convoluted Spring	HP10083	—	—	—	—	SC	—
REPLACEMENT HD PRO™ Single Convoluted Spring w/ JOUNCE BUMPERS	HP10083J	—	—	—	—	SCJ	—
REPLACEMENT HD™ Double Convoluted Spring	HP10000	—	—	—	—	DC	—
REPLACEMENT HD PRO™ Double Convoluted Spring w/ JOUNCE BUMPERS	HP10000J	—	—	—	—	DCJ	—
REPLACEMENT HD™ Large Double Convoluted Spring	HP10068	—	—	—	—	DC	—
REPLACEMENT XD™ Double Convoluted Spring	HP10438	—	—	—	—	XD	—
REPLACEMENT XD PRO™ Double Convoluted Spring w/ JOUNCE BUMPERS	HP10438J	—	—	—	—	XDJ	—

Replacement Parts

Air Line Hose Assembly <i>UNIVERSAL FIT</i> <i>INCLUDES</i> Schrader Valves on both ends	HP1344	—	—	—	—	—	—
--	--------	---	---	---	---	---	---

UPGRADES

Stainless Steel Fitting & Hardware Upgrades

UPGRADE ALPHA PRO S™ – Stainless Air Line Upgrade Kit Compatible w/ all Single & Double Convoluted 5000lbs & 7500lbs Air Spring Kits	HP10657-S-1	L6623	—	—	—	DC/DCJ XD/XDJ	—
UPGRADE ALPHA HD PRO S™ – Stainless 5000 lbs Upgrade Kit For use w/ all Single & Double Convoluted 5000lbs Air Spring Kits. Not compatible with 7500lbs Kits	HP10657-S-2	L6623	—	—	—	DC/DCJ	—
UPGRADE ALPHA XD PRO S™ – Stainless 7500 lbs Upgrade Kit For use w/ all Single & Double Convoluted 7500lbs Air Spring Kits. Not compatible with 5000lbs Kits	HP10657-S-3	L6623	—	—	—	XD/XDJ	—



PACBRAKE

USA

1670 Grant Ave, Blaine, WA 98230

800.663.0096 / pacbrake.com



CANADA

26688 56 Ave, Langley, BC V4W 3X5

EMAIL info@pacbrake.com

FAX 604.882.2330

REV169_12.01.2025