

Installation Manual

18053 KIT Performance Over-Ride Kit

1994-1998 Dodge Diesel Trucks
with a P7100 Injection Pump*

Provides you with the option to limit the amount of fuel supplied to the injectors. Activate the switch to limit engine power, when full engine power is not necessary, such as driving in icy conditions or when lending your vehicle.

Getting Started

Thank you and congratulations on your purchase of a Pacbrake Performance Over-ride Kit.

1

Before starting, check that the kit contains everything shown in the photo.



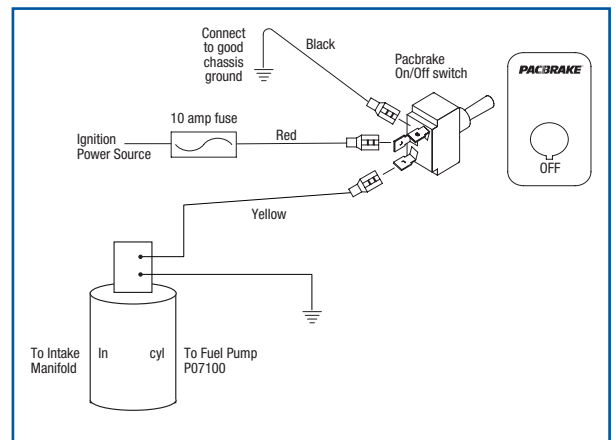
2

Determine with the customer a location for the ON / OFF switch, if they want it hidden or not. We selected a hidden location under the drivers seat. Drill a 1/2" hole to accommodate the ON / OFF switch. Connect the wires to the switch as shown in the schematic. Install the switch.



3


Remove the panel below the steering column. Route the wiring harness from the switch to the fuse panel. Connect the black wire to a good ground. Connect the red wire to an ignition power source. Route the yellow wire through the firewall grommet into the engine compartment. Recover the yellow wire in the engine compartment and route it to the inner fender on the drivers side. Secure all wires with the tystraps provided. Reinstall the lower dash panel.




- 4** Using the 2 self tapping screws provided, mount the solenoid valve. Install one of the 2 black wires to a good vehicle chassis ground. Connect the other black solenoid wire to the yellow wire from the ON / OFF switch.



- 5** Remove the air intake plenum this will allow access to the fuel pump and intake. Remove the boost sensor line from the intake manifold and fuel pump.



- 6** The solenoid has two 1/4" air lines, route the 29" long line (shorter of the two) connects to the fuel pump boost sensor inlet fitting. Connect the 32" long line (longer of the two) to the intake manifold boost sensor fitting. NOTE: Prior to installing the lines make sure the nut, sleeve and ferrel are in place.



Check Operation

Start the vehicle, allow to idle.

Turn the Performance Override switch on, the light in the switch should come on. Test drive vehicle testing acceleration, power output should be reduced.

Turn the Performance Override switch off and test vehicles acceleration, it should have full power.

Congratulations! You have completed the installation.

The Pacbrake Low Range and Power Over-ride Kits are sold with the following warranty:

These Pacbrake kits are warranted to be free of defects in construction and operation under normal use and service for the Warranty Coverage periods set forth below.

THERE ARE NO REPRESENTATIONS OR WARRANTIES WHICH EXTEND BEYOND THE TERMS HEREOF:**Warranty Coverage:**

The Warranty for the Pacbrake Low Range and Power Over-ride kits is 6 months.

Under this warranty our factory is obligated to replace, without charge, any part returned to us which our examination discloses to our satisfaction to have been defective within the Warranty Coverage period measured from the date of delivery of the product in question to the original user. This warranty will not apply to any part or parts which have been altered or repaired outside of our factory nor to the parts which have been subjected to misuse, abuse, neglect, or accident, nor to parts which have been improperly applied or installed. Improper installation or application, or substitution of parts not manufactured or approved by us, shall void this warranty. This warranty will not extend to any product/parts other than the Pacbrake supplied items.

If the product should become defective within the Warranty Coverage period, an authorized Pacbrake distributor should be notified. If any of the Pacbrake distributors are unable to correct your problem or if you have any questions regarding this warranty, write to the following address giving full details of your problem including the Model and Serial Numbers of the product involved.

Pacbrake**19594 – 96th Avenue****Surrey, B.C., CANADA V4N-4C3****P.O. Box 1822, Blaine, Washington 98231****SOLE LIABILITY AND YOUR EXCLUSIVE REMEDY IS LIMITED TO THE OBLIGATIONS SET FORTH HEREIN, AND PACBRAKE SHALL NOT BE LIABLE FOR ANY SPECIAL, INDIRECT OR CONSEQUENTIAL DAMAGES**

